








Lincoln Soil & Water Conservation District



Native Plant Sale Guide for the MidCoast Region

Lincoln County, Oregon is home to a wide range of native plant species that support native birds (migratory and residential), mammals, insects, amphibians and reptiles. Native plants offer the benefits of being genetically adapted to their native region’s climate, predators, diseases and form the backbone for the ecological communities or food webs found in Lincoln County from the coastal headlands, interior forests, to streamside communities. The species described below have been chosen for multiple reasons including ecological function and in many cases, provide an option to create a more wildlife friendly urban garden. This guide is tailored to what is commercially available this year through Lincoln Soil and Water Conservation District’s Annual Native Plant Sale.





LEGEND



Sunlight Conditions	Special Uses	Planting Region – some native species are well adapted to multiple areas in Lincoln County, some however prefer specific areas. The following explains the general ecological regions found in Lincoln County
A - Full Sun	 Attracts pollinators such as insects, bees, and butterflies	Vegetated sand dune, shore pine forest and headland bluff/grassland areas that are heavily influenced by ocean salt spray and often have dry, semi compacted, sandy soils or shallow rocky basalt soils.
B - Partial Shade	 Provides food or nesting for birds  Provides for Hummingbirds	Inland Douglas fir/Hemlock and coastal Sitka Spruce forest communities, often drier soils with thick, upper organic layers, often more clay content, well drained. Lower elevations. Riparian habitats are found wherever streams or rivers are present and can vary in width, depending upon the size of a stream, and species composition depending upon their proximity to the ocean or inland.
C – Full Shade	 Wildlife (deer, squirrel, fish etc) forage, cover, shelter  Erosion control	Inland forest zone starting at the higher elevation coast mountain range extending to the east side of Lincoln County. This area typically has warmer drier summers and colder winters than the Coastal Forest/Coastal Shore regions.

CONIFER TREES


















Name	Sun	Soils	Special Uses	Planting Region	Notes
SHORE PINE 10-50' <i>Pinus contorta</i> var. <i>contorta</i>	A-B	Dry to wet		Coastal Shore Urban Garden	Found in peat bogs and dry, sandy sites. This pine is often twisted and contorted and has two needles per leaf bundle. It is very tolerant of salt spray and is common along the Oregon Coast where it tends to stabilize dune habitats during the transition to more permanent Sitka spruce forest.
WESTERN RED CEDAR 180' <i>Thuja plicata</i>	A-C	Moist to poorly drained		Coastal Forest Riparian Inland Forest	Excellent for wildlife cover, restoration projects, and as an ornamental; fragrant wood and foliage; reddish-gray bark. A very important PNW native-American material source and used as a decay resistant lumber source
























DECIDUOUS TREES





Name	Sun	Soils	Special Uses	Planting Region	Notes
INDIAN PLUM 8-15' <i>Oemleria cerasiformis</i>	A-C	Dry to moist		Coastal Shore Coastal Forest Inland Forest Riparian Urban Garden	One of the first plants to bloom (Jan/Feb) with white flowers that yield small purple edible plums; highly sought by birds and hummingbirds. Shrub or small tree; quite shade tolerant
VINE MAPLE 6-20' <i>Acer circinatum</i>	B-C	Moist, well drained		Coastal Forest Inland Forest Riparian Urban Garden	Attractive fall colors; suitable for shade; large shrub or small tree; ornamental or forest under-story plant; a major component of riparian and floodplain areas that support beaver and salmon rearing habitat
BIG LEAF MAPLE 100' <i>Acer macrophyllum</i>	A-B	Moist, well drained soils		Riparian Forests Bottomland Forests Bottomland Forest; Riparian Forest	Large branching deciduous tree growing over 100' tall. Bark is greyish brown and often covered in mosses, lichens and ferns. Lives along streams and rivers, tolerates wet areas and shades rivers to improve water quality and fish habitat. Pollinator species – PROTECT WHEN YOUNG AGAINST DEER & ELK
PACIFIC DOGWOOD <i>Cornus sericea</i>	B-C	Moist but well-drained acidic soils		Riparian Forests Bottomland Forests Mixed Hardwood-Conifer Forest or Woodland Shrub Swamp	Attractive multi-branched tree with clustered flowers with showy white bracts in spring, sometimes repeating in early fall, followed by bunches of bright red berries. Smooth blackish-brown bark.

CASCARA 10-32' <i>Rhamnus purshiana</i>	A-C	Moist to semi dry soil	 	Bottomland Forest Riparian Forest Oak woodland Upland Prairie and Oak Savanna	Small deciduous tree that grows 30 feet tall. Bark is smooth and reddish to sliver-gray in color. Oval shaped leaves are glossy and thick, dark green colored on top and lighter beneath. Leaves have very prominent, unbranched (parallel) veins. Leaves grow alternately along branches. Butterflies eat nectar from flower. Flowers are white to greenish in color, are very small in size, grow in clusters, and have five triangular petals. Develops black berries that are edible for wildlife
--	-----	------------------------	--	---	---

DECIDUOUS SHRUBS






Name	Sun	Soils	Special Uses	Planting Region	Notes
COASTAL BLACK GOOSEBERRY 5-12' <i>Ribes divaricatum</i>	A-C	Moist to dry, flood tolerant	  	Coastal Forest Inland Forest Riparian Urban Garden Rain Garden	A stream side bush or moist coastal understory plant. Gooseberry can be used as a bramble in the shade for the wildlife or to make a prickly hedge to deter trespassers. Fruit is a shiny black and tasty-edible. Blooms from mid to late spring.
COMMON SNOWBERRY 6' <i>Symphoricarpos albus</i>	A-B	Dry-moist, well drained	   	Coastal Shore Coastal Forest Inland Forest Riparian Urban Garden Wetland Rain Garden	An important browse for game animals; many birds feed on the white, waxy berries which persist through winter; drought tolerant
DOGWOOD, RED OSIER 4'-18' <i>Cornus sericea</i>	A-B	Consistently moist, neutral or slightly alkaline, humus rich loam or clay-loam soil that provides a deep root run.	   	Inland Forest Riparian and Streamsides Wetland Edges Urban Gardens Rain Gardens	In spring, covered with flat-topped clusters of creamy white flowers followed by blue-white berries. Bright green leaves have prominent veins, turning a spectacular crimson in fall. When the leaves fall, they reveal red, showy twigs. It spreads rapidly by under ground stolons or by branches lying on the ground that root freely. This habit provides invaluable rehabilitation, runners hold soil, slow water flow and increase sedimentation.
DOUGLAS SPIREA 4-6' <i>Spiraea douglasii</i>	A-B	Dry to moist	   	Coastal Shore Coastal Forest Riparian Wetland Urban Garden Rain Garden	Known as hardhack; erect, spreading shrub producing pink-purple flower blooms during summer; good along stream banks for erosion control; attracts butterflies
ELDERBERRY, RED 10-40' <i>Sambucus racemosa</i>	A-B	Dry to moist	 	Coastal Forest Inland Forest Riparian Urban Garden	Deciduous shrub that has small white flowers followed by red blueberry-like fruits; drought tolerant; attracts birds – please consider that blue elderberry DOES NOT GROW WELL WITHIN 7

			 		miles of the beach, consider red elderberry if you live close to the beach.
MOCK-ORANGE 6-12' <i>Philadelphus lewisii</i>	A-B	Adapted to all but wet soil	   	Coastal Forest Inland Forest Riparian Urban Garden	Clusters of aromatic white flowers that attract bees and butterflies; blooms late spring to mid-summer; drought tolerant; has fibrous roots great for stabilizing soils.
SALMONBERRY 6-10' <i>Rubus spectabilis</i>	A-B	Moist to wet	   	Coastal Shore Inland Forest Riparian Wetland	Floodplain colonizing shrub spread via rhizomes, often forming thickets. A common and important forage and nectar species for birds along riparian zones. Produces a pink flower that results in a red-orange berry that is okay to disagreeable in taste.
NOOKA ROSE 5-7' and spreading <i>Rosa nutkana</i>	A-B	Adaptable to most soils	   	Oak woodland Upland Prairie and Savanna Riparian Forests Bottomland Forests Mixed Hardwood-Conifer Forest or Woodland Shrub Swamp Shallow Marsh Wet Prairie.	Nootka rose is a deciduous flowering shrub with attractive pink blossoms that are 1.5-3" wide. Blooms from late spring to mid-summer. Grows up to 9' tall with prickles at the base of each toothed leaf. An excellent plant for wind, sand, and sunny wet places to provide for pollinators and have year round color/interest.
CLUSTERED WILD ROSE 3-6' <i>Rosa pisocarpa</i>	A-B	full sun to partial shade, in well drained moist to wet or semi dry soil.	   	Oak woodland Upland Prairie and Savanna Riparian Forests Bottomland Forests Mixed Hardwood-Conifer Forest or Woodland Shrub Swamp Shallow Marsh Wet Prairie.	small fragrant flowers are light to vivid pink and in clusters of 2-10 blooming at the tips of young stems. The round and glabrous fruit is a dark red to purple hip with withered sepals. Hips persist through the winter. Clustered wild rose blooms from May to July.
THIMBLEBERRY 2-8' <i>Rubus parvifloris</i>	A-B	Moist to dry soils	   	Coastal Shore Coast Forest Inland Forest Riparian Urban Garden	A strongly rhizomatous shrub, with large palmate shaped leaves, great for soil stabilization. Tends to favor disturbed areas among forests. Thimble like berry is similar to raspberries, edible.
WESTERN AZALEA 3 TO 15' <i>Rhododendron occidentale</i>	B	Moist, acidic, well-drained soils		Inland Forest Urban Garden	A fragrant, loosely branched, spreading shrub that can reach 15 ft. in height but is usually 3-9 ft. tall. The bark is shredding. The leaves are thin, light green and oval. White, tubular flowers may be tinged pink and have a


					yellow-blotched upper lobe. Flowers occur in tightly compact clusters. A shrub with large, white to deep pink, very fragrant flowers in large clusters at stem ends.
WESTERN SERVICEBERRY 4-15' <i>Amelanchier alnifolia</i>	A-B	Moist to dry, well drained. Drought tolerant when established		Coastal Forest Inland Forest Urban Garden	Known as Saskatoon; showy white flowers in mid spring to early summer; dull red edible fruit that birds eat; Important winter browse for deer/elk.
WILLOW, SCOULER'S 6.5 – 50' <i>Salix scouleriana</i>	A-B	full sun to partial shade, in semi-dry to wet soil. Tolerating dry conditions better than the other willows		Riparian and stream habitats Wetland edges	This fast growing, multi branching shrub grows in riparian zones, wetland edges, disturbed areas, clearings, one of the only willows found in the drier habitats of upland forests at elevations up to 9800 ft (3000 m) in western North America and east to western South Dakota. Excellent for riparian zones and streamsidess for erosion control and improving local water conditions. Great wildlife plant and the fibrous, deep root system can be used to aid in erosion control. Important forage plant for Alaskan moose and beavers. Protect with fencing for establishment against animal foraging.
PACIFIC NINEBARK 12' <i>Physocarpus capitatus</i>	A-C	moist soils		Bottomland Forest Riparian Forest	vase-shaped deciduous shrub with exfoliating bark and foliage resembling small grape or currant leaves. Tiny white flowers occur in 3-5 in. wide clusters. Fall foliage ranges from intense red to subtle rose-brown.
OCEANSPRAY 10' <i>Holodiscus discolor</i>	B-C	dry to moist soils		Oak Woodland Upland Prairie and Savanna Riparian Forests Bottomland Forests	many-stemmed spreading shrub that normally grows 4-5 ft. tall but can reach 7 ft. The stems are slender and often arching bearing deeply lobed and toothed deciduous foliage. During the flowering season (May-August) the shrub is a complete mass of tiny fragrant creamy-white flowers arranged in large plumed clusters. Older bark is dark red to brown or gray and exfoliating.




EVERGREEN SHRUBS

Name	Sun	Soils	Special Uses	Planting Region	Notes
------	-----	-------	--------------	-----------------	-------


COYOTE BUSH 6' to 10' <i>Baccharis pilularis</i>	A	Moist to dry well-drained soils; tolerates poor soil		Riparian Forests Open chaparral; hillsides; canyons, dunes and bluffs along the coast.	With its late bloom, it is an indispensable source of autumn nectar for hundreds of insects. Coyote bush must be periodically pruned to maintain its shape or it will get leggy. Great plant for hedgerows and wind breaks
OREGON TALL GRAPE 5-8' <i>Mahonia aquifolium</i>	A-C	Dry to moist		Coastal Forest Coastal Shore Urban Garden	State flower of Oregon; holly-like leaves and dark blue edible berries, although not delectable; yellow flowers; drought-tolerant once established
OREGON LANCE LEAF GRAPE 0.5-2' <i>Mahonia nervosa</i>	A-C	Dry to moist		Coastal Forest Riparian Urban Garden	Evergreen shrub similar to tall grape but low growing spreader via underground stems (ground cover); drought tolerant once established – prefers rich humus soils
PACIFIC WAX MYRTLE 6-40' <i>Myrica californica</i>	A-B	Moist to wet, well drained soils		Coastal Forest Riparian Urban Garden Rain Garden	Densely branched shrub but when protected it forms into a small tree. Common on the coast this species is an excellent hedge or tree strip species and berries attract several varieties of birds
SALAL 2'- 10' <i>Gaultheria shallon</i>	A-C	Moist, well drained soils		Coastal Shore Coastal Forest Inland Forest Urban Garden	Dark green leathery leaves and white or pink flowers after establishment; has edible berries; attracts butterflies and wildlife

GRASSES


Name	Sun	Soils	Special Uses	Planting Region	Notes
TUFTED HAIR GRASS 3-5' <i>Deschampsia caespitosa</i>	A-B	Good drought tolerance. Excellent tolerance of very wet winter conditions. Moist to seasonally wet meadows and		Riparian Wetland habitats, Pond edges Urban Gardens Rain Gardens	Upright, mound-forming bunch grass growing to 3 ft (1 m) tall. Wiry stalks of pendulous flowers top the dark green, densely tufted, thin leaves found at the base of the plant. Wheat colored spikelets (reproductive parts of the grass family) arise from the ends of long branchlets in the inflorescence.
















		freshwater wetlands.			
ROMER'S FESCUE 1-2.5' <i>Festuca roemerii</i>	A	Dry well drained soils		Coastal Forest Inland Forest Riparian Urban Garden	Densely tufted cool season bunch grass with stems that vary in color from green to purple to red. full sun to partial shade, prefers medium to fine textured soil. Generally located on dry to very dry sites. Roemer's fescue is an important native grass for restoration of upland prairie and oak savanna within its natural range of Western Oregon, Western Washington, and Northwest California.
COMMON RUSH 2-6' <i>Juncus effusus</i>	A-B	Moist to wet soils – can tolerate seasonal standing water		Riparian Wetland habitats Pond edges Urban Gardens Rain Gardens	Evergreen riparian plant producing large clumps of rounded stems and leaves that spreads from stout rhizomes. The rhizomatous nature, nitrogen fixation capabilities, and dense root system, provide high soil and slope stabilization capabilities, particularly in areas with flooded soils. Rushes also provide habitat for amphibians and a wide range of mammal and bird species depend on <i>Juncus effusus</i> for food and habitat.
CHAMISSO SEDGE 2-3.9' <i>Carex pachystachya</i>	A	Prefers loamy or clay soils. Grows poorly in sandy soils.		Moist to wet, open meadows, strands along lakeshores, forest edges	grass-like plant with long, graceful, upright, slender stalks and produces brown seedheads. Great for integrating with wildflowers due to minimal competition for light or space.






FERNS

Name	Sun	Soils	Special Uses	Planting Region	Notes
DEER FERN 1-3' <i>Blechnum spicant</i>	A-C	Moist to well drained moist soils		Coastal Shore Coastal Forest Riparian Urban Garden	Medium sized and graceful looking fern with delicate looking, rounded tip, leaflets on the evergreen, nonfertile fronds. The deciduous fertile fronds grow from near the middle of the plant with leaflets much smaller than those on sterile leaves, which have clusters of spores underneath rolled edge leaflets. Great for a shady wet spot. Species is frost sensitive.

PERENNIAL HEBACEOUS FLOWERING PLANTS

Name Mature Height	Sun	Soils	Special Uses	Planting Region	Notes
BLEEDING HEART 16"	B-C	Moist to wet, high organics		Coastal Forest Inland Forest Riparian	Herbaceous, rhizomatous plant that has fern-like leaves and pink heart-shaped flowers; blooms from early spring to mid summer; may spread aggressively once

<i>Dicentra formosa</i>				Wetland Urban Garden	established; makes a lovely understory plant
BROAD-LEAVED SHOOTING STAR 5-16" <i>Dodecatheon hendersonii</i>	A-B	Moist to dry, well drained – dry summer location		Coastal Forest Inland Forest Riparian Wetland Urban Garden	Bulb perennial begins in late winter with thick spoon shaped basal leaves. Showy flowers appear in early spring with petals magenta to deep lavender to white, with a white strip before the black fertile part. It blooms February to May and is summer deciduous, dying back to the ground after the rains cease.
BROADLEAF LUPINE 2-4 ft.	A	Moist to wet, high organics	  	Oak woodland Riparian Forests Mixed Hardwood-Conifer Forest or Woodland Shrub Swamp Shallow Marsh Wet Prairie	This lovely nitrogen-fixing plant has numerous stems with whorls of blue to purple flowers and palmate leaves.
DOUGLAS ASTER 1-3' <i>Aster (Symphyotrichum) subspicatus</i>	A-B	Dry to moist		Coastal Shore Coastal Forest Coast Range Urban Garden	This perennial will bloom into the late summer and thrives on saltwater shorelines. The rather lanky stems are topped with bluish purple flowers that look like miniature daisies. Douglas aster spreads by underground stems (rhizomes).
PACIFIC ASTER 1-3' <i>Aster chilensis</i>	A-B	Dry to moist	 	Coastal Shore Coastal Forest Coast Range Urban Garden	fast-growing evergreen perennial with daisy-like flowers. Blooms from June to October with violet rays surrounding a yellow center. Tolerant of a wide range of soils from moist to try and from heavy clay to sand. A good source of pollen and nectar.
GOAT'S BEARD 5-6' <i>Aruncus dioicus</i>	A-B	Moist, well drained	 	Coastal Forest Inland Forest Riparian Urban Garden	Goat's Beard has dense deep green intricately divided leaves and numerous small flowers in full arching plumes of creamy white blossoms resembling astilbes. Excellent plant for shady, moist spots.
LARKSPUR Up to 4' flower spikes <i>Delphinium trollifolium</i>		full to partial shade or dappled light and moist soil.	 	Moist shady woodlands, and near streams	Inflorescence is a long spike comprised of many loosely spaced, vivid purplish blue flowers with white upper petals in center. Upper stems and flower stalks are commonly covered with minute, yellowish hairs. Blooms from May-July. Attracts butterflies and hummingbirds. Larkspurs are poisonous and kill many livestock through ingestion.
OREGON IRIS 5-20" <i>Iris tenax</i>	A-B	Wet to dry	 	Coastal Shore Coastal Forest Inland Forest Urban Garden	Perennial herb that resembles commercial iris varieties; grows in clumps with purple to blue flowers; blooms from mid-spring to early summer.
OREGON STONECROP <i>Sedum oreganum</i>	A	Dry, rocky, well drained soils	 	Found in gaps between rocks Rocky ledges, gravelly ridges	A species of succulent plant of the genus Sedum. It grows along the Pacific Coast of North America from Alaska to far northern California. The plant, known by the common name Oregon stonecrop, grows in many types of rocky habitat, including coastal bluffs and cliffs and the talus of higher inland mountains.

OREGON WHITE FAWN LILY 12" <i>Erythronium oregonum</i>	A-B	Moist, well drained with mulch		Coastal Forest Inland Forest Urban Garden	Perennial; leaves mottled with maroon (up to 8" long); leafless stems bear 1-4 nodding white to slightly pink flowers with a band of yellow on the inner base; flowers grow to 2" long; blooms from early to late spring. Note that it sometimes hybridizes with <i>E. revolutum</i> .
SEASIDE FLEABANE 6" to 1' tall, 2 ft wide <i>Erigeron glaucus</i>	A-B	Dry, well drained sandy soils		Coastal Shore Urban Garden	Native to Oregon and California where it grows on beaches, coastal bluffs and dunes. It grows from a stout rhizome and produces thick, firm, rounded to spoon-shaped leaves. Stems bear flower clusters of one to 15 flower heads which are variable in size from one to over three centimeters wide with golden yellow disc florets fringed with deep blue and purple to lavender to nearly white petals.
BLUE EYED GRASS 6-18 inches <i>Sisyrinchium idahoensis</i>	A-B	Adaptable, tolerant of sand, loam and clay		Wetland Rain Garden	A perennial that grows 6-18 inches tall with narrow grass-like leaves and blue-violet, yellow-throated flowers. It is native to the western United States and Canada, typically growing in moist meadows and by stream banks. It is not a true grass, but is related to the Iris.
WESTERN CONEFLOWER 1.5-3' <i>Rudbeckia occidentalis</i>	A-B	Moist to wet soil		Riparian Urban Garden Wetland	Leaves have a smooth texture with a strongly pointed tip and broadly ovate near the base. Inflorescence is a raised conical to rounded composite of 200-500 disc flowers, each with minute yellow petals together appearing dark brown to maroon. Bees and butterflies flock to <i>Rudbeckia occidentalis</i> when in bloom, while seeds left on the cone heads provide food for birds.
SHOWY MILKWEED	A	Moderate Moisture		Oak Woodland Upland Prairie and Savanna Wet Prairie	Beautiful scent, 2-tiered flower with dusky rose petals in summer. Essential host for Monarch butterfly.

Do you have questions about which plants to choose or how to plant your new plants?
Feel free to call or email the District Staff:
541-265-2631 or info@lincolnsxcd.org

Visit our website to learn more about how to get involved in the District's conservation programs to improve water quality, reduce erosion, and grow ecosystem services on private lands:

www.LincolnSWCD.org

www.Facebook.com/LSWCD

Instagram @LincolnSoilandWater